



Milk and Honey Club



Theme 6

Noah and the Ark - Part 2

Noah's Big Mission (Job)



Milk and Honey Club



Theme 6 –

Noah and the Ark – Part 2

Contents

	Page No
Cover Page	1
Lesson Plan	3
Bible Booklet - Noah and the Great Flood - (Part 2)- to colour	6
Bible Booklet - Noah and the Great Flood - (Part 2)- already coloured	16
Picture of animals going into the ark 'two by two'	24
Making an Ark sheets	29
Noah and dove sheet to colour in	33
Animals sheet to write out the names of the animals with their colours.	34
Rainbow mobile sheet	38

Theme 6 - Noah and the Ark – Part 2 – Noah's Big Mission (Job)



- Parent and child(ren) to share some of the things they've done / lessons learnt.
- God has a special way for His work to be done and everything happens exactly as He foretells it.

Materials Needed

- ☐ Bible(s) suitable for children
- ☐ Colouring pens/pencils
- ☐ Cardboard, Coloured Paper
- ☐ Child Safety Scissors
- ☐ Glue Stick

- ☐ Bible Booklet - Noah and the Great Flood - (Part 2)- Options to print as A5 or A4 booklet to colour or already coloured
- ☐ Picture of animals going into the ark 'two by two'
- ☐ Making an Ark sheet
- ☐ Noah and dove sheet to colour in
- ☐ Animals sheet to write out the names of the animals with their colours.
- ☐ Rainbow mobile sheet

Topics:- Trust God and follow His word; God's timing is perfect; God's judgement is to be feared.



Prayer:- Thank God for...

Ask God to help you with...

Ask God to help others by...



Bible Verses:- Genesis chapter 7 and chapter 8 (children's bible)

Story: Noah and the Great Flood booklet (Part 2)

Theme 6 - Noah and the Ark – Part 2 – Noah's Big Mission (Job)

Activities



- Bible story – read 'Noah and the Great Flood' booklet part 2, using discussion questions.
- Picture – child(ren) to colour picture of animals going into the ark 'two by two'. Help child(ren) to write out the names (or first letter of the names) of each of the animals for writing practice.
- 'finish and fill the ark' craft activity. – Bring 'arks' for each child to make from cardboard, etc. (see 'Making an Ark' sheet.) Ask child(ren) to finish the ark by covering it with coloured paper, and to put the pictures of the animals, people and food into the appropriate sections.

Discussion Questions

- How long did it rain? (see page 1)
- How long did it take for the water to dry up? (See page 3)
- How did Noah know that the water had dried up? (See page 4)
- What did Noah and his family do to show his thanks to God when they'd left the ark? (See page 6)
- What was God's wonderful promise that He gave to Noah? (See page 7)
- What was the sign of God's promise? (See page 7)

Theme 6 - Noah and the Ark – Part 2 – Noah's Big Mission (Job)

Extra Activities for Theme 6

Suggested Activities:



- Read the bible chapters from the children's bible (Genesis chapter 7 and chapter 8) bit by bit, or the booklet with the child(ren), using discussion questions for recall.
- Picture – Ask child(ren) to colour the picture of the dove bringing the olive branch to Noah, and to explain what is happening in the picture and what it means.
- Writing practice and picture – Ask child(ren) to colour the animals and write out the names of the animals with their colours.
- Rainbow mobile – Help child(ren) to put together the pieces of the rainbow mobile and hang it up as a reminder of God's promise.

Prayer Points

- Thank God for giving us promises to make us feel safe and know Him, and for having people write down those promises in the bible.
- Thank God for helping people to be safe, by following His words.
- Ask God to help us remember everything we learn about Him so we can live a good life and be happy.

Bible for Children

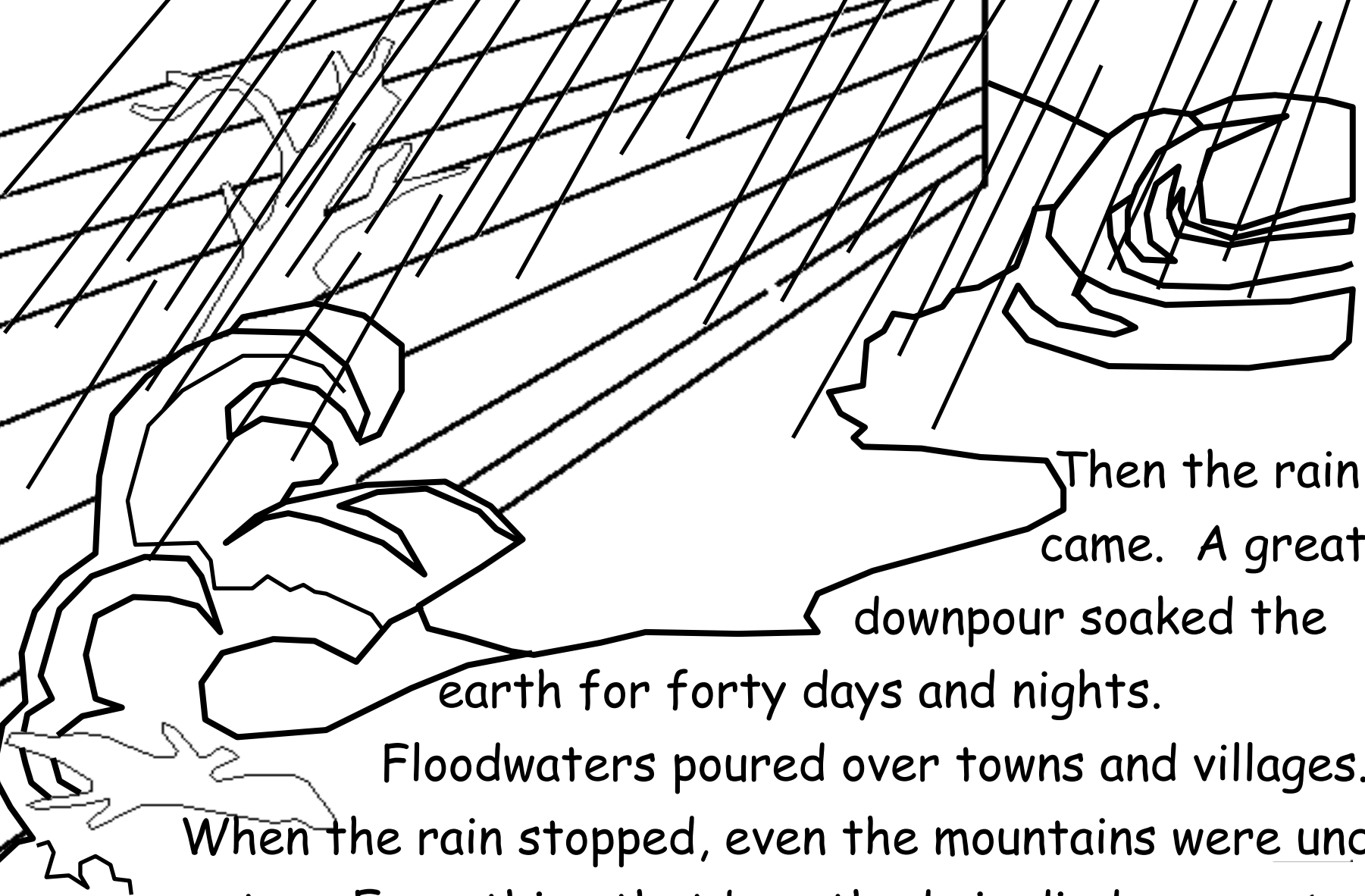
presents



Noah And The Great Flood

- Part 2 -






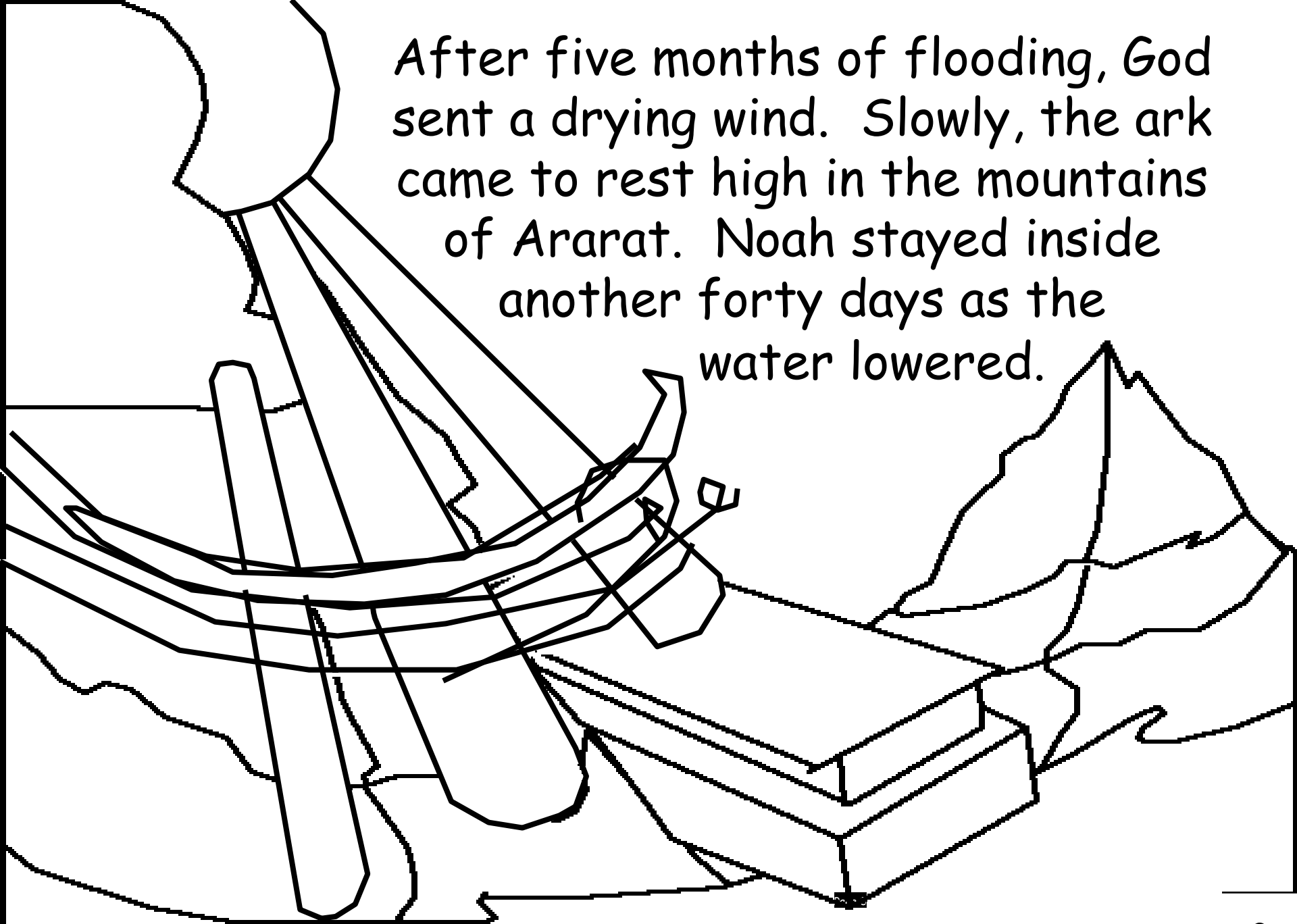
Then the rain
came. A great
downpour soaked the
earth for forty days and nights.

Floodwaters poured over towns and villages.
When the rain stopped, even the mountains were under
water. Everything that breathed air died.


As the waters rose, the ark floated on top. It may have been dark inside, maybe bumpy, maybe even scary. But the ark sheltered Noah from the flood.



After five months of flooding, God sent a drying wind. Slowly, the ark came to rest high in the mountains of Ararat. Noah stayed inside another forty days as the water lowered.




Noah sent a raven and a dove out of the ark's open window.




Not finding a dry, clean place to rest, the dove returned to Noah. A week later, Noah tried again. The dove came back with a new olive leaf in its beak. The next week Noah knew the earth was dry because the dove did not return.

God told Noah it was time to leave the ark. Together, Noah and his family unloaded the animals.




How grateful
Noah must have
felt! He built
an altar and
worshiped God
Who had saved
him and his
family from
the awful flood.



God gave Noah
a wonderful
promise. Never
again would He
send a flood to
judge human sin.

God gave a great
reminder of His
promise. The rainbow
was the sign of God's
promise.

Noah and his family
found new
beginnings after the flood.
In time, his descendants re-
peopled the whole earth. All
the nations of the world
came from Noah and
his children.



Noah and the Great Flood


A story from God's Word, the Bible,
is found in

Genesis 6 to 10

"The entrance of Your Words gives light."
Psalm 119:130




Bible for Children
presents




NOAH AND
THE GREAT
FLOOD

- PART 2 -


God told Noah "It's time for everyone to go into the Ark." Now came the animals. God brought seven of some kind of animals and, two of others. Birds big and small, beasts tiny and tall made their way to the ark.




Perhaps the people shouted bad things and laughed at Noah as he loaded the animals. They did not stop sinning against God. They did not ask to enter the ark.



Finally, all the animals and birds were aboard.
"Come into the ark," God said to Noah. "You
and your family." Noah, his wife, his three sons
and their wives entered the ark. Then God
shut the door!



Bible for Children presents



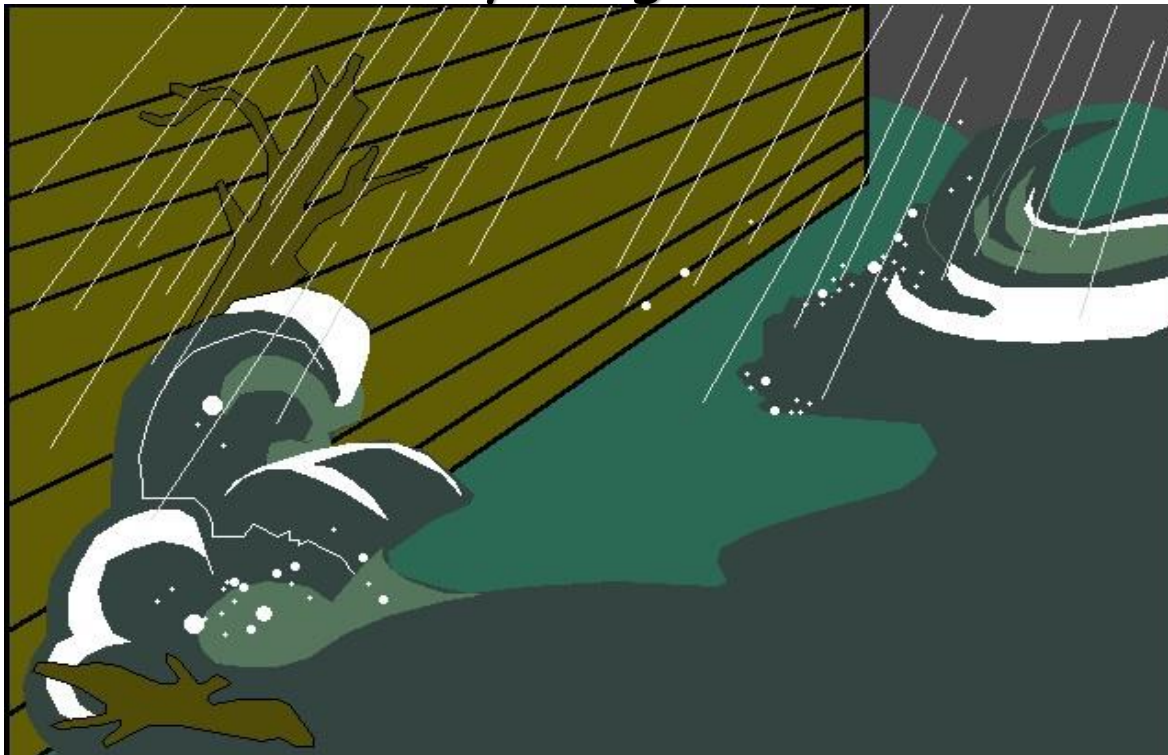
NOAH AND THE GREAT FLOOD

- PART 2 -
Continued...

After God shut the door of the boat the rain came.

A great downpour rained on the earth for forty days and nights.


It rained and rained over towns and villages where the people lived. When the rain stopped, even the mountains were under water. Everything that breathed air died.



As the water got higher, the ark floated on top. It may have been dark inside, maybe bumpy, maybe even scary. But the ark (boat) kept Noah and his family safe from the flood.








Birds

B




Sun

S



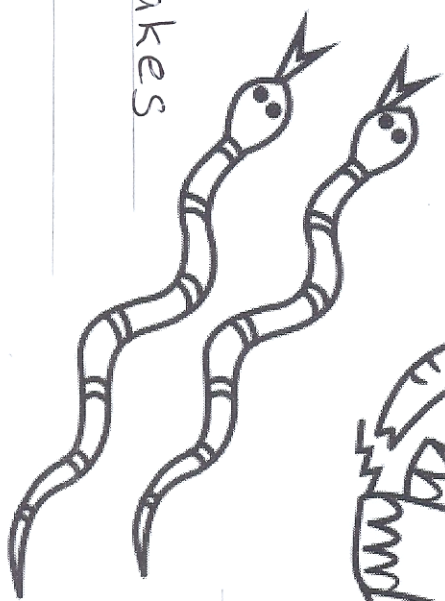
Ark

A



Elephants


E



Snakes

S

Ladybirds



Penguins

P


How many beaks? _____


How many tongues? _____

How many legs? _____

How many ears? _____



How many things beginning with S? _____





Birds

Birds




Sun

Sun

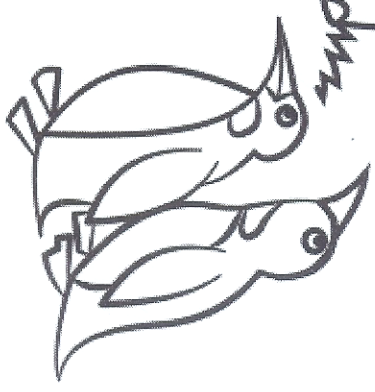
Ark

Ark



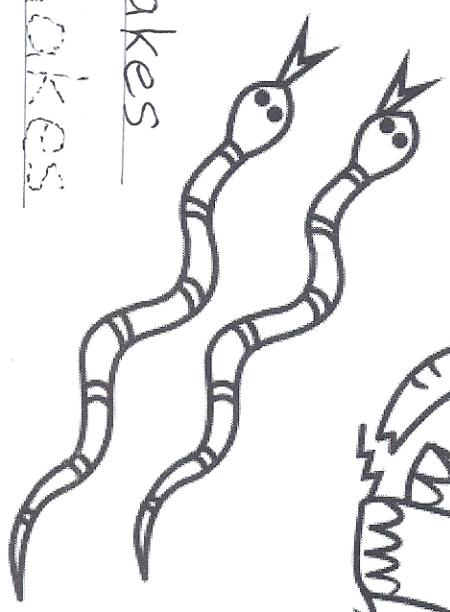
Elephants

Elephants



Snakes

Snakes



Ladybirds


Ladybirds



Penguins

Penguins

Birds
Birds




Sun
Sun


Ark
Ark



Elephants
Elephants



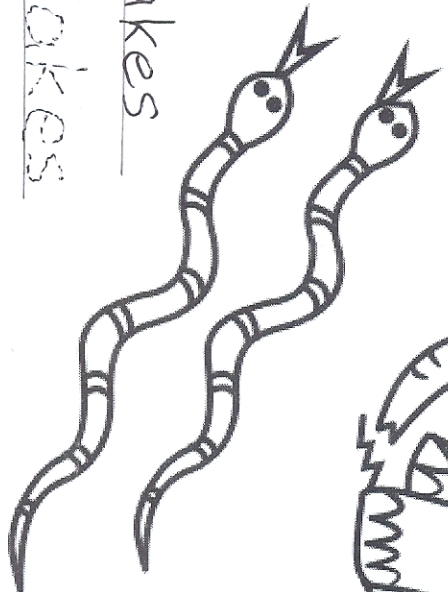
Penguins
Penguins



Ladybirds
Ladybirds



Snakes
Snakes



Ladybirds
Ladybirds

Penguins
Penguins

beaks

tongues

legs


ears



+



+



NOAH BUILDS THE ARK

Kids have fun building their own little ark with some happy animals.

TOPICS: -

Animals, Noah, Protection

MATERIALS:

Ark worksheet [PDF]

Animal worksheet [PDF]

Animal stickers (optional)

Construction paper

Yarn, crayons

Glue Sticks/Tape

Hole Punch



DURATION:

Approximately 20 minutes

PREPARATION:

Before class, print the Ark worksheet and the Animals worksheet. Cut out the Ark. Cut along the dotted lines of the Ark's door so that the door can open and close. Using the hole-puncher, punch out the two black circles on the top of the door. Glue the ark to a piece of construction paper using the glue stick. (Be careful not to glue the door shut.) Cut the animals out from the Animals printout or if you like, you can use animal stickers. Cut 2 pieces of yarn approximately 7 or 8 inches long. You will need to cut out enough arks, animals, and yarn so that each child in class has their own copy.

WHAT YOU WILL DO:


The children will take the animals you cut out (Or they can use the animal stickers you purchased from a local store) and paste them in the opening of the Ark's door. The next step will be to have the kids thread the yarn through one of the holes in the Ark's door. Tape one end of the yarn to the door. Tape the other end of the yarn to the side of the ark, just beyond the opening of the door. Repeat for the other side of the door. Next, have the children colour the sides and roof of their Arks.

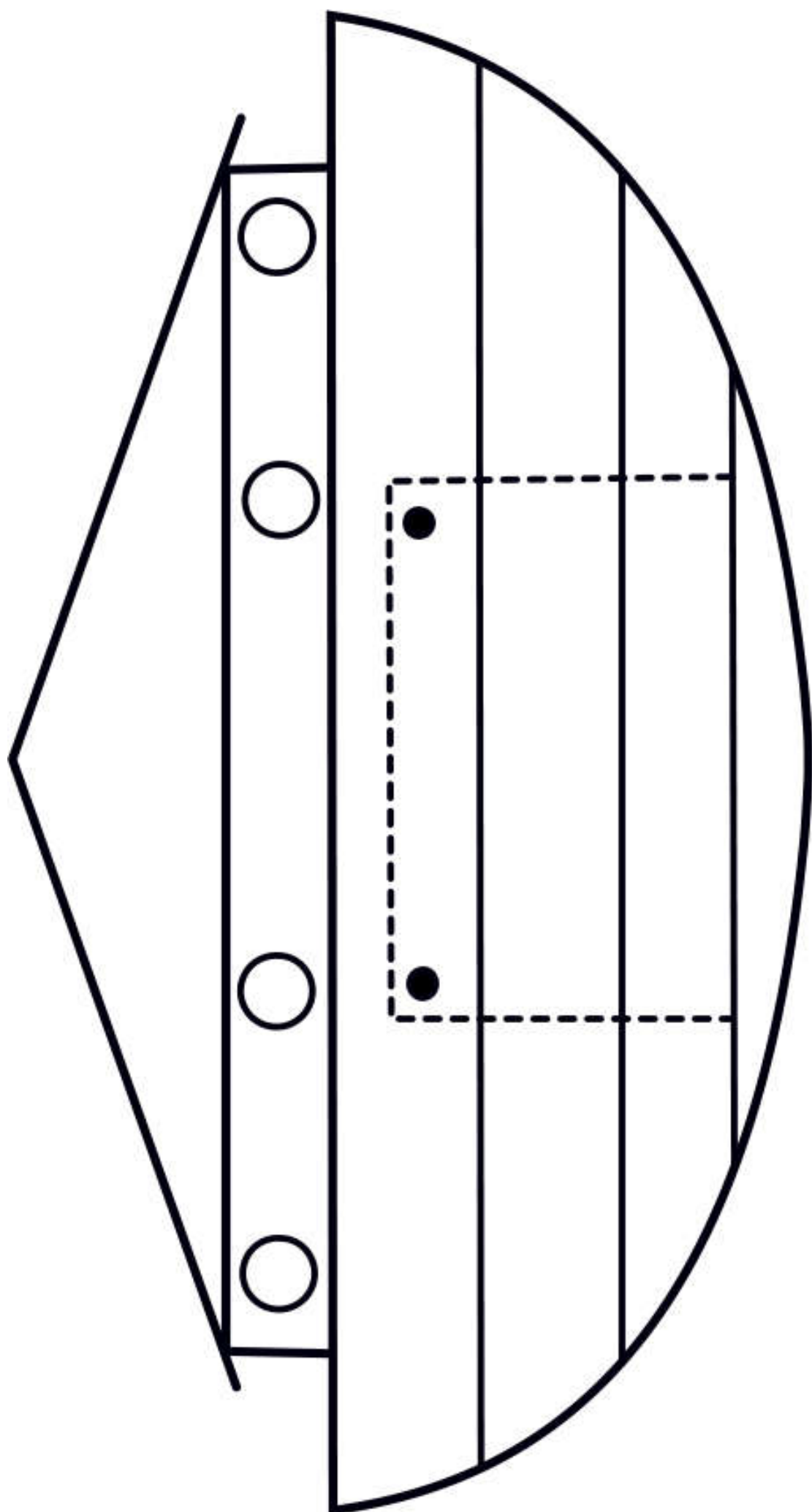
WHAT YOU WILL SAY:

As the kids work on their project, ask them what it would have been like to be in the ark with all those animals. What kind of sounds would they hear? What kind of food would the animals eat?


Noah Builds the Ark

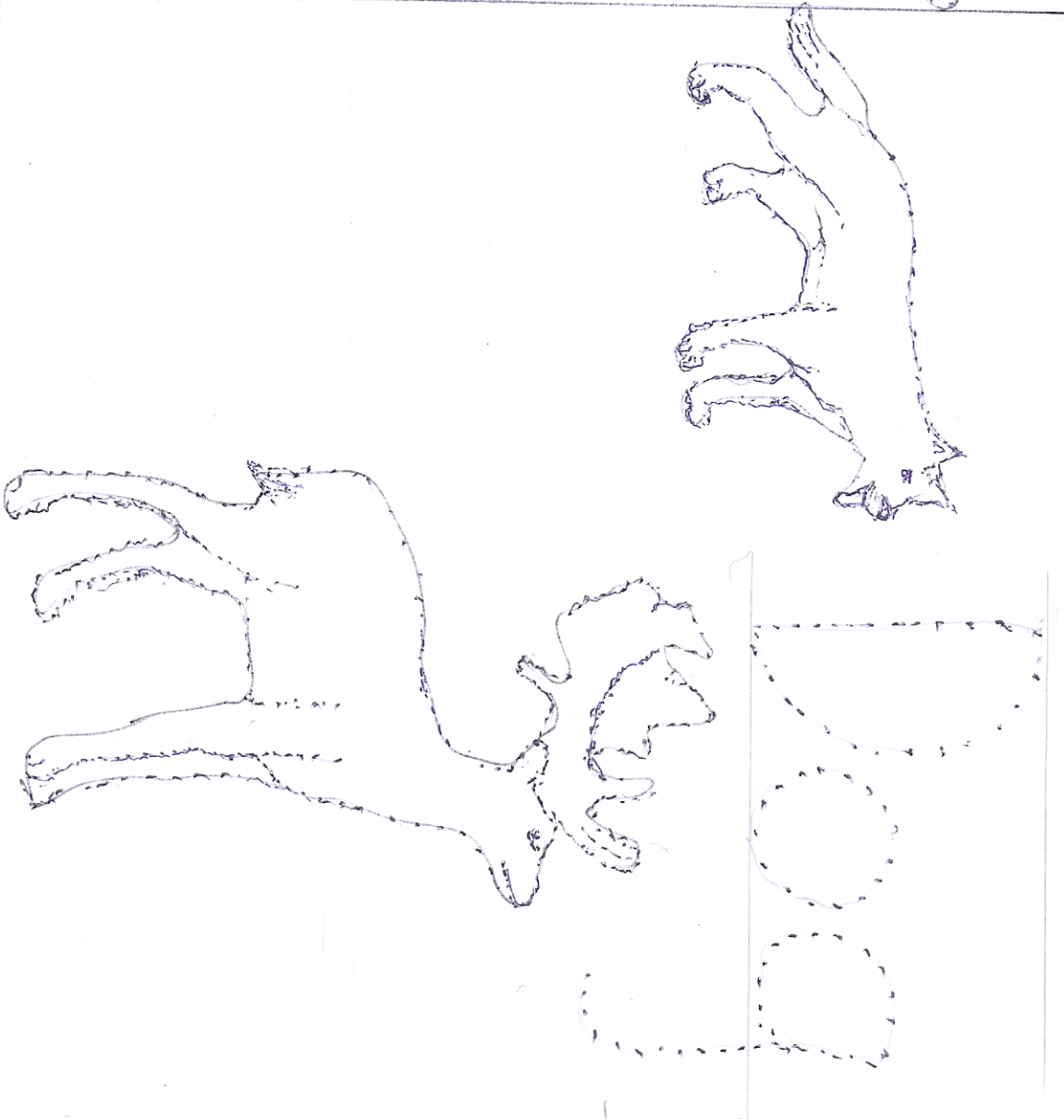


Finished Craft

















Green Crocodile



A handwritten capital letter 'G' in black ink, showing a loop and a vertical stroke.



Black and White Rabbits



Yellow Dog



Orange

DEER



Look at the pictures and write the words.

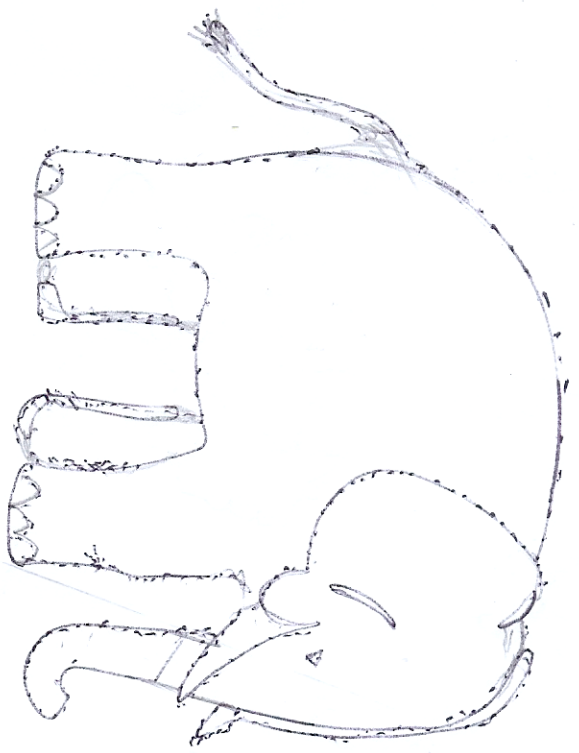
Year	Percentage of Population Aged 65 and Over
1950	7.0
1960	8.0
1970	9.0
1980	10.0
1990	11.0
2000	12.0
2010	13.0
2020	14.0
2030	15.0
2040	16.0
2050	16.0

Year	Percentage of Population Aged 65 and Over
1950	7.0
1960	8.0
1970	9.0
1980	10.0
1990	11.0
2000	12.0
2010	13.0
2020	14.0
2030	15.0
2040	16.0
2050	16.0



Country	Percentage of population aged 65 and over in 1990
Australia	14.5
Canada	13.5
France	12.5
Germany	12.5
Italy	12.5
Japan	11.5
Sweden	11.5
Switzerland	11.5
United States	10.5

Country	Percentage of population aged 65 and over in 1990
Australia	14.5
Canada	13.5
France	12.5
Germany	12.5
Italy	12.5
Japan	11.5
Sweden	11.5
Switzerland	11.5
United States	10.5



Grey

Elephant

G

G

G

E

E

E



Brown

Cow

B

B

B

B

C

C

C

C

