



Milk and Honey Club



Theme 5

Noah and the Ark - Part 1

Noah Obeys God



Milk and Honey Club



Theme 5 –

Noah and the Ark – Part 1

Contents

	Page No
Cover Page	1
Lesson Plan	3
Bible Booklet - Noah and the Great Flood - (Part 1)-to colour	6
Bible Booklet - Noah and the Great Flood - (Part 1)- already coloured	14
Noah builds the ark as God commanded Picture to colour in	22
Pairing up the animal's activity sheets	23
Faithful Noah song sheet.	24
Animal Snap Cards - (from sheets of animal pictures)	25
'Noah builds the Ark' art and craft and instructions	28

Theme 5 – Noah and the Ark – Part 1 – Noah Obeys God



- Parent and child(ren) share some of the activities done and lessons learnt.
- Noah's obedience to God; God's protection and purpose for His obedient followers. (Contrast with disobedience of Adam, Eve and Cain)

Materials Needed

- Bible(s) suitable for children
- Colouring pens/pencils
- Glue Stick
- String
- Child Safety Scissors
-
- Bible Booklet - Noah and the Great Flood - (Part 1)- Options to print as A5 or A4 booklet to colour or already coloured
- Noah builds the ark as God commanded Picture to colour in
- Pairing up the animal's activity sheets for each child
- Faithful Noah song sheet.
- Animal Snap Cards - (from sheets of animal pictures)
- 'Noah builds the Ark' art and craft and instructions (4 sheets)

Topics:- Obedience; God's Special Purpose; Working Together.



Prayer:- Thank God for...

Ask God to help you with...

Ask God to help others by...

Theme 5 – Noah and the Ark – Part 1 – Noah Obeys God



Bible Verses:—_Genesis chapter 6
verses 9-14, 17-22

Story: Noah and the Great Flood booklet
(Part 1)

Activities



- Bible story – Noah and the Great Flood. Read story from children’s bible or booklet, using discussion questions for recall.
- Colour picture – Noah builds the ark as God commanded, following all His instructions carefully.
- Pairing up the animals – Ask child(ren) to draw a line to connect each pair. Then ask them to think of some other animals that would’ve been in the ark. Give children animal names (in dots) for writing practise.
- Teach child(ren) ‘Faithful Noah’ song – see song sheet.

Discussion Questions

- Why did God tell Noah that His family would be protected / saved?
- Noah obeyed God. Pick the person who obeyed God from the following – Adam, Eve, Cain, Abel, (help child(ren) with clues).
- What did God ask Noah to build?
- Why did God ask Noah to build it?
- What did the other people think and do when they saw Noah building the ark?
- Should we do what God wants, even if people laugh at us?
- Did you know that God has a special job for everyone who wants to know Him and to please Him?
- Do you think God could make the animals listen to Noah and go into the ark?

Extra Activities for Theme 5

Suggested Activities:



- Re-read story from children's bible or booklet and use discussion questions for recall. Child(ren) can colour in booklet.
- 'Snap' - Children take it in turns to turn a card over and put it face down again until they can remember where 2 of the same cards are on their turn, when they keep the 'pair' Person with the most pairs at the end wins game.
- Follow instructions on 'Noah builds the Ark' sheet with child(ren) to help them make their own arts and craft ark with animals.
- Practise 'Faithful Noah' song (see song sheet.)

Prayer Points

- Thank God for His care for us and for helping us to know how to be under His protection.
- Ask God to help us to listen to those who care for us and show care for others.
- Ask God to help people by sending messengers to tell them about Him.

Bible for Children
presents




NOAH AND
THE GREAT
FLOOD


- PART 1 -



Noah was a man who worshiped God. Everyone else hated and disobeyed God. One day, God said something shocking.




"I will destroy this wicked world," God told Noah. "Only your family will be saved."



God warned Noah that a great flood would come and cover the earth. "Build a wooden ark, a boat big enough for your family and many animals," Noah was ordered. God gave Noah exact instructions. Noah got busy!





Probably people
mocked as Noah
explained why he
was making
an ark.


Noah kept
building. He
also kept
telling people
about God.
Nobody
listened.




Noah had great faith. He believed God even though rain had never fallen before. Soon the ark was ready to be loaded with supplies.




Now came the animals. God brought seven of some species, two of others. Birds great and small, beasts tiny and tall made their way to the ark.



Perhaps the people shouted insults at Noah as he loaded the animals. They did not stop sinning against God. They did not ask to enter the ark.






Finally, all
the animals
and birds
were aboard.
"Come into
the ark," God
invited Noah. "You
and your family." Noah,
his wife, his three sons
and their wives entered the
ark. Then God shut the door!



Bible for Children presents



NOAH AND THE GREAT FLOOD

- PART 1 -

Noah was a man who loved God.


Everyone else hated God and did what they wanted.

One day, God said to Noah "I will destroy this wicked world," God told Noah. "Only your family will be saved."



God warned Noah that a great flood of water would come and cover the earth. He said "Build a wooden ark, a boat big enough for your family and many animals."

God told Noah what size every bit of the boat must be. Noah got busy!



Probably people made fun of Noah as he told them why he was making an ark (boat).


Noah kept building. He also kept telling people about God. Nobody listened.



Noah had great faith. He believed God even though rain had never fallen before. Soon the ark (boat) was ready to be loaded with food.




God told Noah "It's time for everyone to go into the Ark." Now came the animals. God brought seven of some kind of animals and, two of others. Birds big and small, beasts tiny and tall made their way to the ark.




Perhaps the people shouted bad things and laughed at Noah as he loaded the animals. They did not stop sinning against God. They did not ask to enter the ark.



Finally, all the animals and birds were aboard.
"Come into the ark," God said to Noah. "You
and your family." Noah, his wife, his three sons
and their wives entered the ark. Then God
shut the door!




Noah did everything just as
God commanded him.
Genesis 6:22




Help Noah pair up the animals

Draw a line connecting each animal pair.



FAITHFUL NOAH



*Faithful Noah had an ark.
Oh yeah, Oh yeah, Whoa!*

And on that ark he had a bear,
Oh yeah, Oh yeah, Whoa!
with a grr-grr here and a grr-grr there.
Here a grr, there a grr, everywhere a grr-grr.

*Faithful Noah had an ark.
Oh yeah, Oh yeah, Whoa!*

And on that ark he had a dove,
Oh yeah, Oh yeah, Whoa!
with a flap-flap here and a flap-flap there.
Here a flap, there a flap, everywhere a flap-flap.


*Faithful Noah had an ark.
Oh yeah, Oh yeah, Whoa!*

And on that ark he had a elephant,
Oh yeah, Oh yeah, Whoa!
with a trump-trump here and a trump-trump there.
Here a trump, there a trump, everywhere a trump-trump.




*Faithful Noah had an ark.
Oh yeah, Oh yeah, Whoa!*

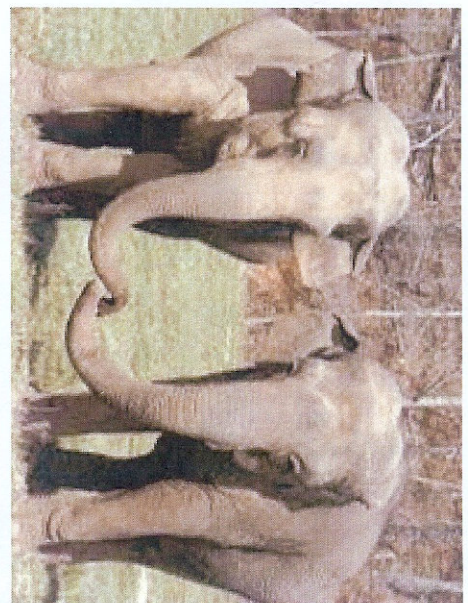


And on that ark he had a zebra,
Oh yeah, Oh yeah, Whoa!
with a whinny-whinny here and a whinnie-whinny there.
Here a whinny, there a whinny, everywhere a whinny-whinny.

*Faithful Noah had an ark.
Oh yeah, Oh yeah, Whoa!*



Photoslila







NOAH BUILDS THE ARK

Kids have fun building their own little ark with some happy animals.

TOPICS: -

Animals, Noah, Protection

MATERIALS:

Ark worksheet [PDF]

Animal worksheet [PDF]

Animal stickers (optional)

Construction paper

Yarn, crayons

Glue Sticks/Tape

Hole Punch



DURATION:

Approximately 20 minutes

PREPARATION:

Before class, print the Ark worksheet and the Animals worksheet. Cut out the Ark. Cut along the dotted lines of the Ark's door so that the door can open and close. Using the hole-puncher, punch out the two black circles on the top of the door. Glue the ark to a piece of construction paper using the glue stick. (Be careful not to glue the door shut.) Cut the animals out from the Animals printout or if you like, you can use animal stickers. Cut 2 pieces of yarn approximately 7 or 8 inches long. You will need to cut out enough arks, animals, and yarn so that each child in class has their own copy.

WHAT YOU WILL DO:

The children will take the animals you cut out (Or they can use the animal stickers you purchased from a local store) and paste them in the opening of the Ark's door. The next step will be to have the kids thread the yarn through one of the holes in the Ark's door. Tape one end of the yarn to the door. Tape the other end of the yarn to the side of the ark, just beyond the opening of the door. Repeat for the other side of the door. Next, have the children colour the sides and roof of their Arks.

WHAT YOU WILL SAY:

As the kids work on their project, ask them what it would have been like to be in the ark with all those animals. What kind of sounds would they hear? What kind of food would the animals eat?

Noah Builds the Ark

Finished Craft

