



# Milk and Honey Club



## Theme 10

*A Wife for Isaac*



# Milk and Honey Club



## Theme 10

### *A Wife for Isaac*

#### *Contents*

	Page No
Cover Page	1
Lesson Plan	3
Bible Booklet - A Wife for Isaac - to colour	6
Bible Booklet - A Wife for Isaac - already coloured	11
Giving your best 2 colouring activity	16
Giving your bet activity sheet (making good choices)	17
Creation song Day 6	21
Creation song day 6 writing sheets	22

## Theme 10 - A Wife for Isaac



- Parent and child share some of the things they did from the last theme.
- what they did as follow up in the week for others to hear (eg. What signs of God's love they've noticed around them, pictures they've made, etc).
  - How God can help us make good friendship and family bonds, like He did for Isaac and Rebecca.

### Materials Needed

- ☐ Bible(s) suitable for children
- ☐ Colouring pens/pencils, animal and man stencils (Bought or home-made using cardboard cut-out of people and animal shapes)
- ☐ Modelling clay (optional)
- ☐ Bible Booklet - A Wife for Isaac - Options to print as A5 or A4 booklet to colour or already coloured
- ☐ Giving your best 2 colouring activity pages of bowl per child
- ☐ Giving your best activity sheet (making good choices)
- ☐ Creation song Day 6
- ☐ Creation song day 6 writing sheets

**Topics:-** God joins people; God's people serve others, good friends.



**Prayer:-** Thank God for...  
Ask God to help you...  
Ask God to help others by...



### **Bible Verses:-**

Genesis chapter 24 (especially upto verse 25)

**Story:** A Wife for Isaac

## Theme 10 - A Wife for Isaac

### Activities



- Story – A wife for Isaac – read and discuss booklet. (see questions below) use Genesis chapter 24 from children's bible to add detail.
- 'Give God Your Best' – colouring activity. Give 2 colouring pages of bowl of fruit to child(ren), telling them they have one minute to finish it, (so it'll be messy!) Then give them more time to complete the 2<sup>nd</sup> picture, and tell them to do their best colouring. (Or use modelling clay to do the same activity). When completed, ask child(ren) which one God would like best and why?  
Explain that although we can't always get everything right, God wants us to do the best we can with a cheerful heart, like Rebecca did at the well.
- Creation song Day 6 – Teach child(ren) verse 6 of the creation song, reminding them of previous verses. Discuss Day 6 questions (see Day 6 sheet). Remind child(ren) of the difference in the way that God made and related to man from the way He made and related to the animals. (See Genesis chapter 1 verses 24-27, chapter 2 verses 7-8 and verses 18-22).  
Draw picture using animal and man stencils.

### Discussion Questions

1. What did Abrahams's servant do to help him find the right wife for Isaac?
2. What did Rebekah do that made the servant know she was to be Isaac's wife?
3. Why do you think that was a good sign to ask for?
4. Read and explain who Jesus said was His real family from Matthew chapter 12 verses 46-50.
5. Read and explain what Jesus said made His disciples change from servants to friends (from John chapter 15 verses 13-15).
6. What do you think makes a really good friend?

## Theme 10 - A Wife for Isaac

### Extra Activities for Theme 10

#### Suggested Activities:



- Re-read Genesis chapter 24 (especially upto verse 25) from the children's bible, little by little, using discussion questions for recall.
- Creation Day 6 – practice writing words from verse 6 of creation song (see sheets).
- 'Gving My Best' fun activity about making good choices (see activity sheet.)
- Give a gift or two: Ask child(ren) to choose to do something nice for one or two people this week, like make up a basket of fruit, or a cake, or draw a picture (it may be for someone who needs cheering up). Ask them to give the best they can and explain that God is happy when we put our heart into giving a good gift.

#### Prayer Points




- Thank God for good friends and family.
- Thank God for people in the bible like Jesus, who show how to be a good friend.
- Ask God to help me to be a good friend and a good son / daughter / brother / sister.


# A Wife for Isaac



Abraham and Isaac returned home. Some time later, sadness came. Sarah died. Abraham had lost his wife, and Isaac had lost his mother.




After the funeral,  
Abraham sent his chief  
servant to look for a wife  
for Isaac. The servant went to  
their old homeland to find a wife among  
Abraham's relatives.





The servant asked God for a sign. "Let the girl who offers water for my camels be the right one for Isaac." Immediately Rebekah offered to give them water. She was one of Abraham's relatives. The servant knew God had answered his prayer.



Rebekah left her family to marry Isaac. She comforted him after his mother died. How Isaac loved her!



# A Wife for Isaac



Abraham and his son Isaac returned home. Some time later, sadness came. Sarah died. Abraham had lost his wife, and Isaac had lost his mother. She had gone to be with God.



Soon Abraham felt it was time for his son to get married. So he sent his chief servant to look for a young woman for Isaac. The servant went back to the land Abraham had left to find a wife for Isaac.

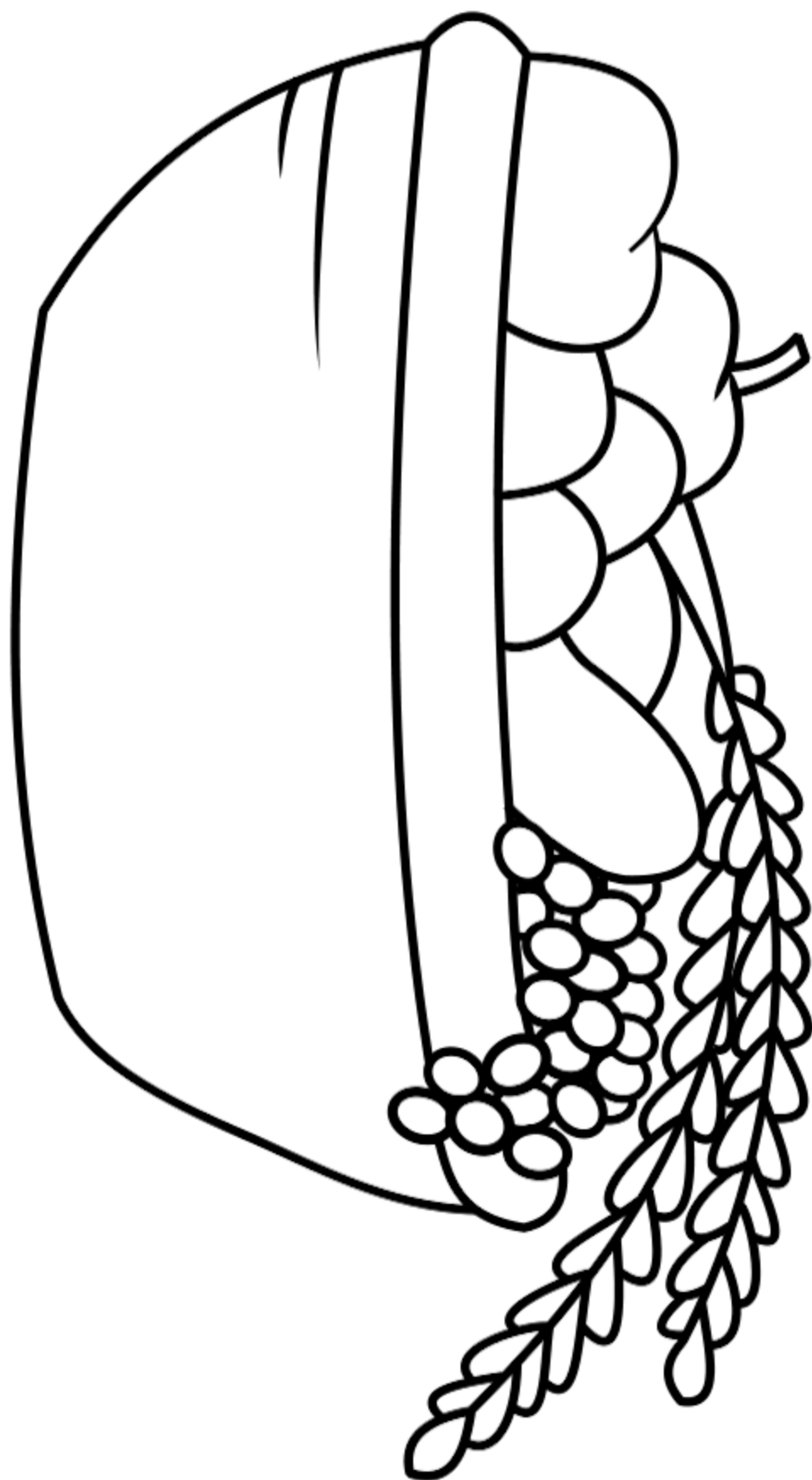


The servant asked God for a sign. "Let the girl who offers water for my camels be the right one for Isaac." Immediately Rebekah offered to give them water. She was one of Abraham's relatives. The servant knew God had answered his prayer.



Rebekah left her family to marry Isaac.  
She comforted him after his mother died.  
How Isaac loved her!







# Children's Sunday School Activities Index - Giving My Best

## Menu

### **GIVING MY BEST**

A fun activity to show how making the right choice is always the best.

**TOPICS:** Behavior, Child of God, Choices, Pleasing God

**MATERIALS:** 3 sheets of paper, marked with the letters A, B, and C

**DURATION:** Approximately 10 minutes

### **PREPARATION:**

Select three corners or sections of the room, and mark with one of the paper sheets displaying A, B, or C

### **WHAT YOU WILL DO:**

Explain to the kids you will read several situations, and that they have to choose the right answer.

Explain what the best choice would have been after everyone has given their answer.

1 - Your mom tells you it's time go to bed, do you

- A) Say, "Not now, I'm busy"
- B) Go right to bed
- C) Don't know what to do

2 - You finish playing with your new toy, that has many pieces, do you:

- A) Walk away and do something else
- B) Ask you older brother or sister to put it away for you
- C) Put the toy away neatly before doing something else

3- You are visiting relatives and for dinner they give you something you don't like, do you:

- A) Eat a bit and thank them for the food
- B) Stomp your foot down and push the plate away
- C) Tell them you hate it and ask for something else

4. A friend comes over and wants the same toy you are playing with, do you:

- A) Keep the toy for yourself
- B) Keep the toy and ask your friend to play together with you
- C) Give the toy to your friend and pick something else

5. It's time to go to church, but you are not dressed, do you;

- A) Hurry up and get dressed so no one is late
- B) Make up an excuse not to go to church this time
- C) Not sure what you would do

6 - You want to bring an offering to God next Sunday, do you:

- A) Ask mom or dad for something to give
- B) Look for some extra coins laying around the house
- C) Bring some of your money that you have saved

1 - Your mom tells you it's time go to bed, do you		A) Say, "Not now, I'm busy"
B) Go right to bed	C) Don't know what to do	
2 - You finish playing with your new toy, that has many pieces, do` you:		A) Walk away and do something else
B) Ask you older brother or sister to put it away for you	C) Put the toy away neatly before doing something else	
3- You are visiting relatives and for dinner they give you something you don't like, do		A) Eat a bit and thank them for the food
B) Stomp your foot down and push the plate away	C) Tell them you hate it and ask for something else	

4. A friend comes over and wants the same toy you are playing with, do you:		A) Keep the toy for yourself
B) Keep the toy and ask your friend to play together with you	C) Give the toy to your friend and pick something else	
5. It's time to go to church, but you are not dressed, do you;		A) Hurry up and get dressed so no one is late
B) Make up an excuse not to go to church this time	C) Not sure what you would do	
6 - You want to bring an offering to God next Sunday, do you:	A) Ask mom or dad for something to give	B) Look for some extra coins laying around the house
C) Bring some of your money that you have saved		



On Day Number 6,  
God brought **Animals** from the ground.  
He made **Man** in **His Image**  
And gave him charge of all around.

Day 6 Day 6  
Animals Animals  
Man Man

