



# Milk and Honey Club



## Theme 12

*Joseph - Part 1*

*A Favourite Son  
Becomes a Slave*



# Milk and Honey Club



## Theme 12 –

### Joseph Part 1

### A Favourite Son Becomes A Slave

## Contents

	Page No
Cover Page	1
Lesson Plan	3
Bible Booklet - A Favourite Son Becomes A Slave - to colour or already coloured	6
Picture of Joseph being sold by his brothers to colour and practice writing words (sheet)	26
Stand-up Joseph in his coloured coat	28
Joseph multi-coloured coat to colour sheet	30
Picture of Joseph in prison to colour (and stick bars on) and practice writing	31

## Theme 12 - Joseph Part 1 – A Favourite Son Becomes A Slave



- Ask child(ren) to share some of the things they did from the last theme.
- The first part of Joseph's story shows the need for wisdom in what we share with people and how to treat people fairly.

### Materials Needed

- ☐ Bible(s) suitable for children
- ☐ Colouring pens/pencils
- ☐ Scissors
- ☐ Glue sticks
  
- ☐ Bible Booklet - A Favourite Son Becomes A Slave - Options to print as A5 or A4 booklet to colour or already coloured
- ☐ Picture of Joseph being sold by his brothers to colour and practice writing words (sheet)
- ☐ stand-up Joseph in his coloured coat
- ☐ Joseph multi-coloured coat to colour sheet
- ☐ Picture of Joseph in prison to colour (and stick bars on) and practice writing

**Topics:-** Favourites, unfairness, jealousy, messages in dreams.



**Prayer:-** Thank God for...  
Ask God to help you to...  
Ask God to help others by....



### **Bible Verses:-**

Genesis chapter 37  
(Follow-up: Genesis chapter 39)

### **Story:**

- A Favourite Son Becomes A Slave

## **Theme 12 - Joseph Part 1 – A Favourite Son Becomes A Slave**

### **Activities**



1. Read Bible Booklet - A Favourite Son Becomes A Slave - ' pages 1-9 or Genesis chapter 37 from the children's bible, with discussion questions for recall.
2. Child(ren) to colour picture of Joseph being sold by his brothers and practice writing words that go with picture.
3. Child(ren) to follow colour code to make picture of Joseph's multi-coloured coat. (See sheet)  
Ask child(ren) if they can remember being treated unfairly by someone, or if they have treated someone that way – what did they do or could they have done to make things better? (including prayer!)

### **Discussion Questions**

- Why did Joseph's brothers get angry with him? (Page 1 & 2)
- How could Jacob have stopped the problem between Joseph's brothers and his favourite son?
- Which one of the brothers wanted to help Joseph? (Page 5)
- What had Jacob given as a special gift to Joseph and what did his brothers do with it? (Page 6)
- Who decided to sell Joseph while Reuben was away? (Page 7)
- What did Joseph's brothers make their father think had happened to Joseph? (Page 9)



## **Theme 12 - Joseph Part 1 – A Favourite Son Becomes A Slave**

### **Extra Activities for Theme 12**

#### **Suggested Activities:**



1. Re-read 1<sup>st</sup> part of booklet (pages 1-9) or Genesis chapter 37 from the children's bible, using discussion questions for recall. (Child(ren) can colour these pages)
2. Child(ren) can make a stand-up Joseph in his coloured coat (see accompanying sheet from Sunday School Resources.co.uk!)
3. Read 2<sup>nd</sup> part of booklet (pages 10-16) or Genesis 39 from the children's bible, using discussion questions of your making, for recall and understanding. (Talk about how Joseph behaved in a way that pleased God, even though he'd been treated wrongly, because he trusted God had a plan for him.) Ask child(ren) if anyone has ever tried to get them to do something they know is wrong (like Potiphar's wife did to Joseph). Give them an example / suggestion, and talk about what helps us to do the right thing.
4. Child(ren) can colour picture (A4) of Joseph in prison to colour (and stick bars on) and practice writing that goes with the picture.


#### **Prayer Points**



- Thank God for His promises to be with everyone who wants to serve Him, like Joseph and other people we can read about in the bible who trusted in Him, especially His Son Jesus Christ.
- Ask God to help us trust Him to look after us, even when people might be unfair to us.
- Ask God to help us to be content with what we have and not to be jealous of others who seem to have more than us, or mean to them.
- Ask God to help people who are unfair or mean to get many chances from Him to change.

Bible for Children  
presents

A FAVORITE  
SON BECOMES  
A SLAVE



Written by: Edward Hughes  
Illustrated by: Byron Unger and Lazarus  
Adapted by: M. Kerr and Sarah S.  
Produced by: Bible for Children  
[www.M1914.org](http://www.M1914.org)

BFC  
PO Box 3  
Winnipeg, MB R3C 2G1  
Canada

©2007 Bible for Children, Inc.


License: You have the right to copy or print this story,  
as long as you do not sell it.




Isaac was very happy. His son Jacob was home. Even Esau welcomed the brother he once vowed to kill. But Jacob's sons were not happy because Joseph, their younger brother, was father's favorite.




Joseph's brothers became more angry when he told them his dreams. "My sheaf of grain stood tall and my brothers' sheaves bowed in honor," Joseph said. This dream meant Joseph would be more important than his brothers.




In Joseph's second dream, the sun, moon and stars bowed down to him. Even his father Jacob was angry at him for putting himself above his parents and brothers.



One day Jacob sent Joseph to the field where his brothers tended their flocks. His brothers saw him coming. "Let's kill this dreamer," they muttered. Joseph did not know the danger before him.




Reuben, the oldest brother disagreed. "We must not shed blood," he said. "See, here's a pit. Let him die there!" Reuben planned to rescue Joseph at night-fall.








When Joseph arrived, his brothers grabbed him, and took off the colored coat Jacob had specially made for his favorite son. Then they threw him into the awful pit.



While Reuben was absent, a caravan of camels drew near on their way to distant Egypt. "Let's sell Joseph," cried Judah, his brother. The deal was made. They sold Joseph for twenty pieces of silver.



Tearful and afraid, Joseph watched helplessly as the lurching camel led him away from his family and homeland.






"Is this Joseph's coat? It's bloody. We found it in the desert." The cruel brothers allowed Jacob to believe a wild animal had killed his favorite son. Jacob tore his clothes and mourned. Nobody could comfort him.




In Egypt, Joseph must have been afraid and lonely. Maybe he longed for home. But he could not escape. He was a slave in the house of Potiphar, an important Egyptian. Potiphar saw that Joseph always worked hard and could be trusted.




"All you do turns out well,"  
Potiphar told Joseph one day.  
"God is with you. I want you to  
be my chief servant, in charge  
of all my business and master of  
all my other servants."



God gave Potiphar good harvests and many riches because of Joseph. Now an important man, Joseph still trusted and served God faithfully. But trouble came to Joseph.




Potiphar's wife was a wicked woman. She asked Joseph to take the place of her husband. Joseph refused. He would not sin against God by wronging Potiphar.







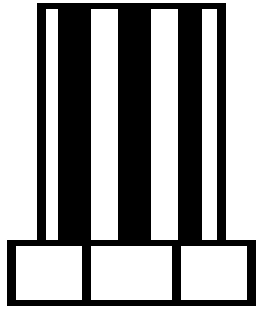
When the woman tried to force him, he ran.  
But she caught and held his coat.



"Your slave attacked me," Potiphar's wife complained. "See, here's his coat!" Potiphar was angry. Maybe he knew his wife was lying. But he had to do something. What would he do?



Potiphar put Joseph in prison.  
Although he was innocent,  
Joseph was not bitter or  
angry. Perhaps he was  
learning from his hardships  
that no matter where he was,  
if he honored God, God would  
honor him - even in jail.



# A Favorite Son Becomes a Slave

A story from God's Word, the Bible,  
is found in

Genesis 37 and 39

"The entrance of Your Words gives light."  
Psalm 119:130



The End



7



60

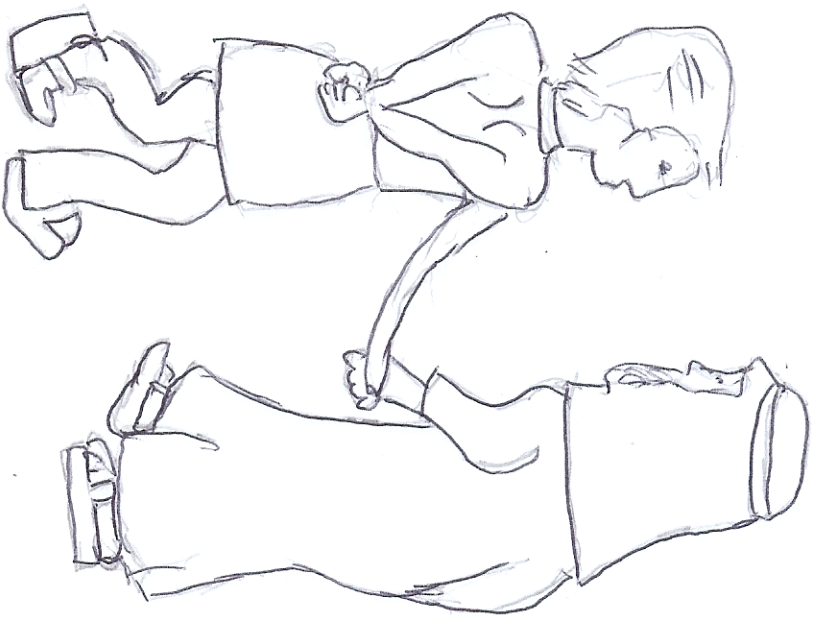


Sells Joseph

A hand-drawn diagram of a three-story building. It consists of a dashed rectangular outline and a solid rectangular outline inside it, representing the building's footprint and walls. The drawing is simple and schematic.


A hand-drawn diagram of a cell. At the top is a rectangular nucleus with a dashed border and internal scribbles. Below the nucleus are three large, irregularly shaped vacuoles, each outlined with a dashed line. The entire cell is enclosed within a simple rectangular border.

A vertical strip of lined paper showing the number 5. The top '5' is red and dashed. Below it are three black dashed '5's for tracing. The bottom '5' is solid black.



50

1944



Joseph was taken

W F

to Egypt.

to

Joseph's Brothers Sell Him

For twenty pieces of silver.

F F P O S



[Home](#)[Coloring](#)[Lessons](#)[Quizzes](#)[Puzzles](#)[Crafts](#)[Activities](#)[AdChoices](#)[Christianity](#)[Country Music](#)[Crafts](#)[Custom Puzzles!](#)

## Sunday School Crafts - Joseph & His Coat of Many Colours



You will need:

A sheet of thin card

Scissors

Glue stick

Used lollipop stick

Decorations for the coat (e.g. felt tips, coloured or metallic card, sequins etc)

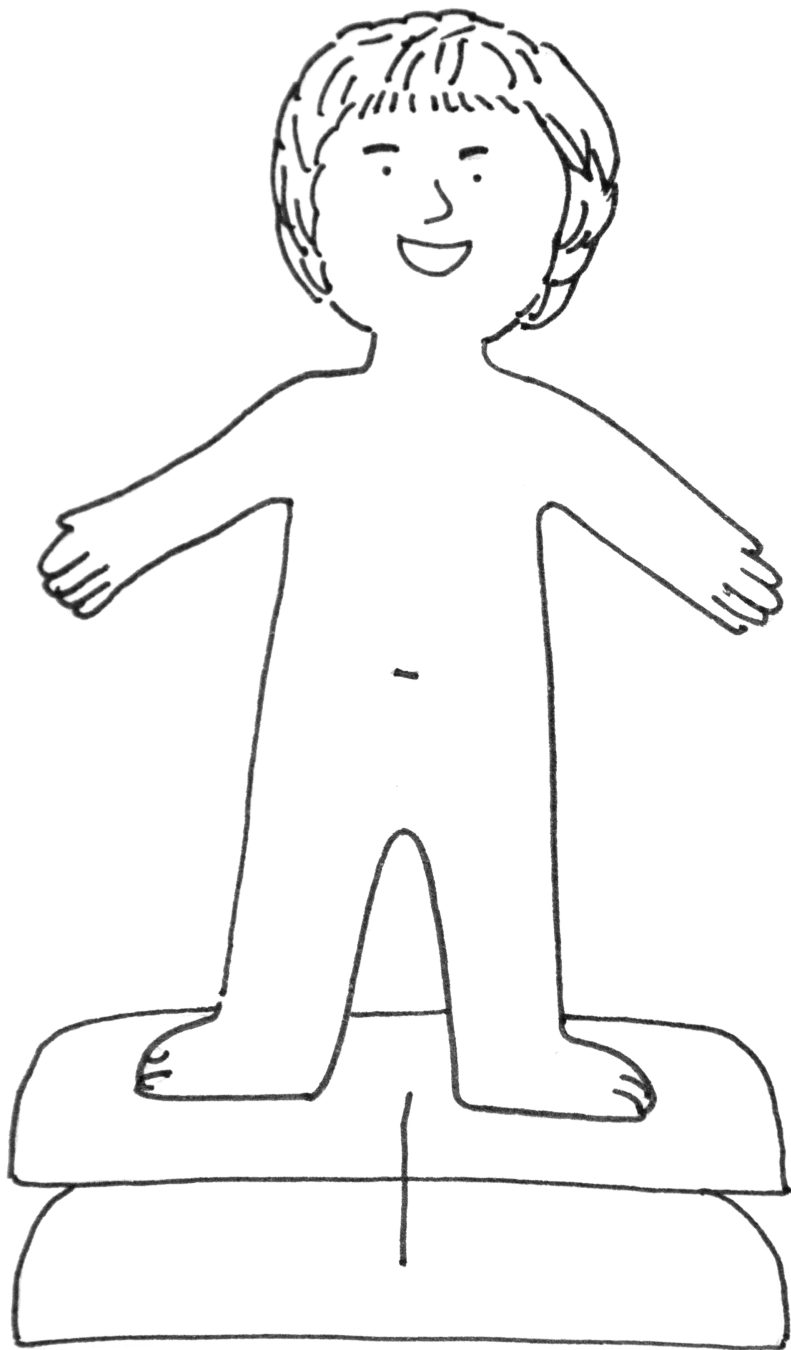
Instructions:

- 1) Print out this worksheet onto card
- 2) Decorate Joseph's coat
- 3) Colour Joseph in
- 4) Cut Joseph out. The bottom part of the base should be completely separated and affixed at right angles to the base using the slots
- 5) Stick the lollipop stick on Joseph's back
- 6) Cut out the coat
- 7) Bend back the small tabs on the coat and place it on Joseph

[Download Craft Worksheet](#)[Sunday School Resources](#)[Live For Food](#)[Blue Horizon](#)



# JOSEPH & HIS COAT OF MANY COLOURS



*You will need:*

*A sheet of thin card*

*Scissors*

*Glue stick*

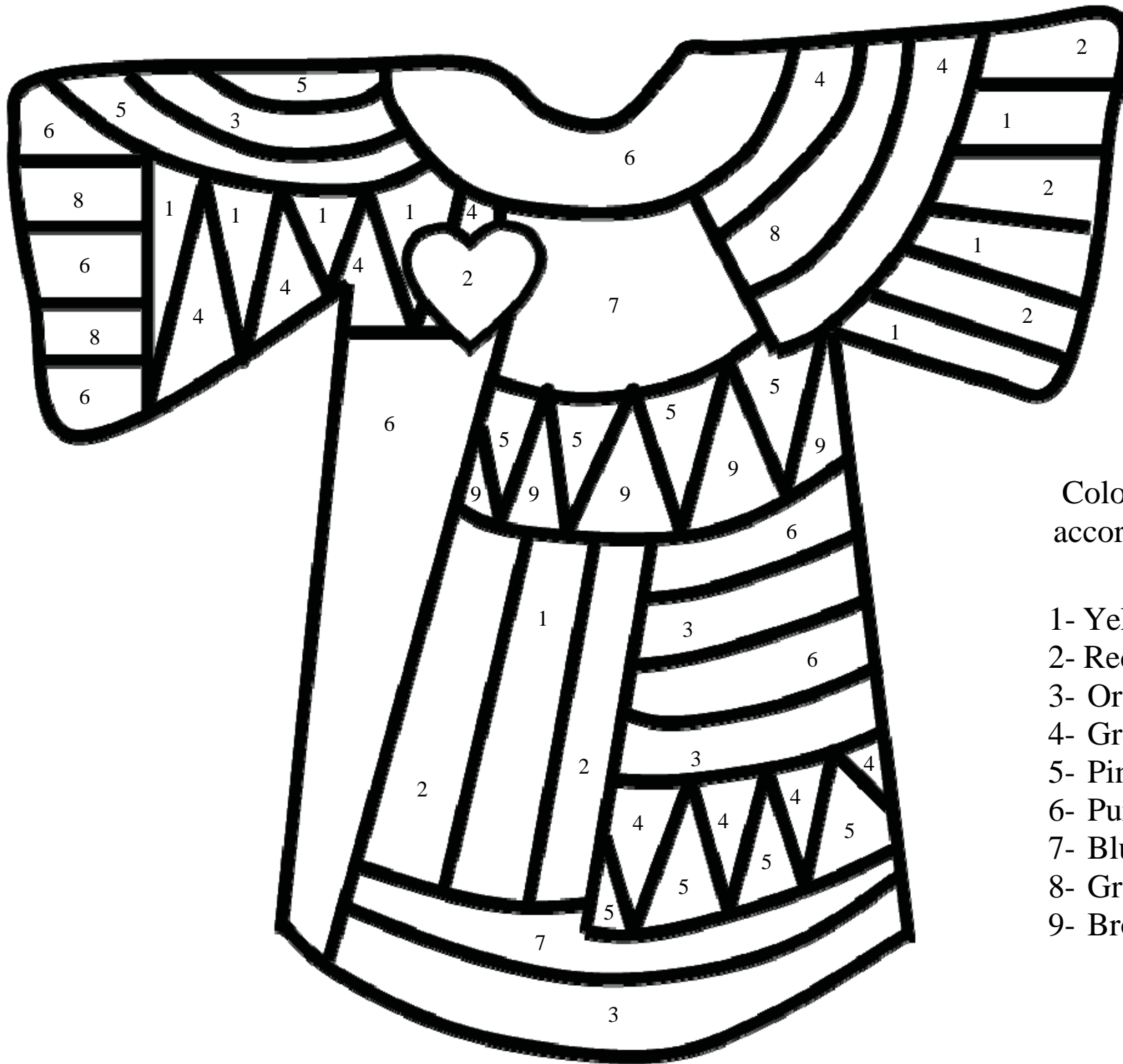
*Used lollipop stick*

*Decorations for the coat (e.g. felt tips, coloured or metallic card, sequins etc)*

*Instructions:*

- 1) Print out this worksheet onto card*
- 2) Decorate Joseph's coat*
- 3) Colour Joseph in*
- 4) Cut Joseph out. The bottom part of the base should be completely separated and affixed at right angles to the base using the slots*
- 5) Stick the lollipop stick on Joseph's back*
- 6) Cut out the coat*
- 7) Bend back the small tabs on the coat and place it on Joseph*





Color in the picture  
according to the key.


- 1- Yellow
- 2- Red
- 3- Orange
- 4- Green
- 5- Pink
- 6- Purple
- 7- Blue
- 8- Gray
- 9- Brown



# Joseph goes to Egypt

Genesis  
37:25-36; 39

Draw the prison bars that kept Joseph inside.



## Memory Verse

"God was with him." (Acts 7:9).





# Milk and Honey Club



## Theme 12

*Joseph - Part 1*

*A Favourite Son  
Becomes a Slave*



# Milk and Honey Club



## Theme 12 –

### Joseph Part 1

### A Favourite Son Becomes A Slave

## Contents

	Page No
Cover Page	1
Lesson Plan	3
Bible Booklet - A Favourite Son Becomes A Slave - to colour or already coloured	6
Picture of Joseph being sold by his brothers to colour and practice writing words (sheet)	26
Stand-up Joseph in his coloured coat	28
Joseph multi-coloured coat to colour sheet	30
Picture of Joseph in prison to colour (and stick bars on) and practice writing	31

## Theme 12 - Joseph Part 1 – A Favourite Son Becomes A Slave



- Ask child(ren) to share some of the things they did from the last theme.
- The first part of Joseph's story shows the need for wisdom in what we share with people and how to treat people fairly.

### Materials Needed

- ☐ Bible(s) suitable for children
- ☐ Colouring pens/pencils
- ☐ Scissors
- ☐ Glue sticks
  
- ☐ Bible Booklet - A Favourite Son Becomes A Slave - Options to print as A5 or A4 booklet to colour or already coloured
- ☐ Picture of Joseph being sold by his brothers to colour and practice writing words (sheet)
- ☐ stand-up Joseph in his coloured coat
- ☐ Joseph multi-coloured coat to colour sheet
- ☐ Picture of Joseph in prison to colour (and stick bars on) and practice writing

**Topics:-** Favourites, unfairness, jealousy, messages in dreams.



**Prayer:-** Thank God for...  
Ask God to help you to...  
Ask God to help others by....



### **Bible Verses:-**

Genesis chapter 37  
(Follow-up: Genesis chapter 39)

### **Story:**

- A Favourite Son Becomes A Slave

## **Theme 12 - Joseph Part 1 – A Favourite Son Becomes A Slave**

### **Activities**



1. Read Bible Booklet - A Favourite Son Becomes A Slave - ' pages 1-9 or Genesis chapter 37 from the children's bible, with discussion questions for recall.
2. Child(ren) to colour picture of Joseph being sold by his brothers and practice writing words that go with picture.
3. Child(ren) to follow colour code to make picture of Joseph's multi-coloured coat. (See sheet)  
Ask child(ren) if they can remember being treated unfairly by someone, or if they have treated someone that way – what did they do or could they have done to make things better? (including prayer!)

### **Discussion Questions**

- Why did Joseph's brothers get angry with him? (Page 1 & 2)
- How could Jacob have stopped the problem between Joseph's brothers and his favourite son?
- Which one of the brothers wanted to help Joseph? (Page 5)
- What had Jacob given as a special gift to Joseph and what did his brothers do with it? (Page 6)
- Who decided to sell Joseph while Reuben was away? (Page 7)
- What did Joseph' brothers make their father think had happened to Joseph? (Page 9)

## **Theme 12 - Joseph Part 1 – A Favourite Son Becomes A Slave**

### **Extra Activities for Theme 12**

#### **Suggested Activities:**



1. Re-read 1<sup>st</sup> part of booklet (pages 1-9) or Genesis chapter 37 from the children's bible, using discussion questions for recall. (Child(ren) can colour these pages)
2. Child(ren) can make a stand-up Joseph in his coloured coat (see accompanying sheet from Sunday School Resources.co.uk!)
3. Read 2<sup>nd</sup> part of booklet (pages 10-16) or Genesis 39 from the children's bible, using discussion questions of your making, for recall and understanding. (Talk about how Joseph behaved in a way that pleased God, even though he'd been treated wrongly, because he trusted God had a plan for him.) Ask child(ren) if anyone has ever tried to get them to do something they know is wrong (like Potiphar's wife did to Joseph). Give them an example / suggestion, and talk about what helps us to do the right thing.
4. Child(ren) can colour picture (A4) of Joseph in prison to colour (and stick bars on) and practice writing that goes with the picture.

#### **Prayer Points**




- Thank God for His promises to be with everyone who wants to serve Him, like Joseph and other people we can read about in the bible who trusted in Him, especially His Son Jesus Christ.
- Ask God to help us trust Him to look after us, even when people might be unfair to us.
- Ask God to help us to be content with what we have and not to be jealous of others who seem to have more than us, or mean to them.
- Ask God to help people who are unfair or mean to get many chances from Him to change.



Bible for Children  
presents

A FAVORITE  
SON BECOMES  
A SLAVE



Written by: Edward Hughes  
Illustrated by: Byron Unger and Lazarus  
Adapted by: M. Kerr and Sarah S.  
Produced by: Bible for Children  
[www.M1914.org](http://www.M1914.org)

BFC  
PO Box 3  
Winnipeg, MB R3C 2G1  
Canada

©2007 Bible for Children, Inc.


License: You have the right to copy or print this story,  
as long as you do not sell it.




Isaac was very happy. His son Jacob was home. Even Esau welcomed the brother he once vowed to kill. But Jacob's sons were not happy because Joseph, their younger brother, was father's favorite.




Joseph's brothers became more angry when he told them his dreams. "My sheaf of grain stood tall and my brothers' sheaves bowed in honor," Joseph said. This dream meant Joseph would be more important than his brothers.




In Joseph's second dream, the sun, moon and stars bowed down to him. Even his father Jacob was angry at him for putting himself above his parents and brothers.




One day Jacob sent Joseph to the field where his brothers tended their flocks. His brothers saw him coming. "Let's kill this dreamer," they muttered. Joseph did not know the danger before him.



Reuben, the oldest brother disagreed. "We must not shed blood," he said. "See, here's a pit. Let him die there!" Reuben planned to rescue Joseph at night-fall.





When Joseph arrived, his brothers grabbed him, and took off the colored coat Jacob had specially made for his favorite son. Then they threw him into the awful pit.






While Reuben was absent, a caravan of camels drew near on their way to distant Egypt. "Let's sell Joseph," cried Judah, his brother. The deal was made. They sold Joseph for twenty pieces of silver.



Tearful and afraid, Joseph watched helplessly as the lurching camel led him away from his family and homeland.






"Is this Joseph's coat? It's bloody. We found it in the desert." The cruel brothers allowed Jacob to believe a wild animal had killed his favorite son. Jacob tore his clothes and mourned. Nobody could comfort him.




In Egypt, Joseph must have been afraid and lonely. Maybe he longed for home. But he could not escape. He was a slave in the house of Potiphar, an important Egyptian. Potiphar saw that Joseph always worked hard and could be trusted.




"All you do turns out well,"  
Potiphar told Joseph one day.  
"God is with you. I want you to  
be my chief servant, in charge  
of all my business and master of  
all my other servants."




God gave Potiphar good harvests and many riches because of Joseph. Now an important man, Joseph still trusted and served God faithfully. But trouble came to Joseph.



Potiphar's wife was a wicked woman. She asked Joseph to take the place of her husband. Joseph refused. He would not sin against God by wronging Potiphar.




When the woman tried to force him, he ran.  
But she caught and held his coat.


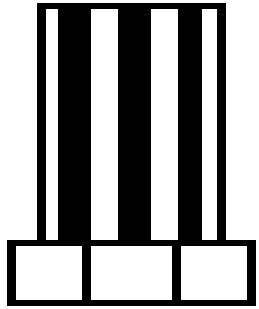




"Your slave attacked me," Potiphar's wife complained. "See, here's his coat!" Potiphar was angry. Maybe he knew his wife was lying. But he had to do something. What would he do?



Potiphar put Joseph in prison.  
Although he was innocent,  
Joseph was not bitter or  
angry. Perhaps he was  
learning from his hardships  
that no matter where he was,  
if he honored God, God would  
honor him - even in jail.



# A Favorite Son Becomes a Slave

A story from God's Word, the Bible,  
is found in

Genesis 37 and 39

"The entrance of Your Words gives light."  
Psalm 119:130



The End



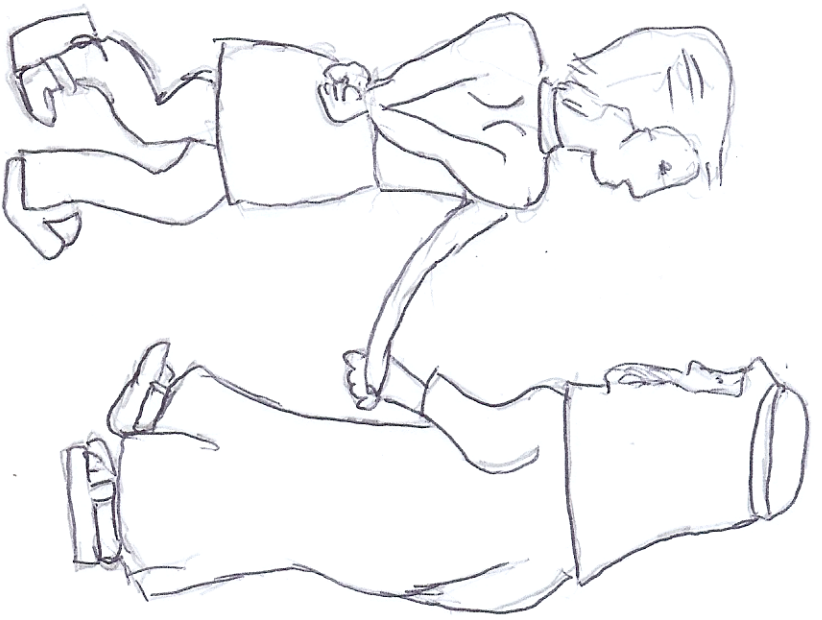
7




60



Sells Joseph



50



Joseph was taken

W F

to Egypt.

to

Joseph's Brothers Sell Him

For twenty pieces of silver.

F F P O S





Home Coloring Lessons Quizzes Puzzles Crafts Activities

Custom Search

Search

AdChoices

Christianity

Country Music

Crafts

[Custom Puzzles!](#)

## Sunday School Crafts - Joseph & His Coat of Many Colours



You will need:

A sheet of thin card  
Scissors  
Glue stick  
Used lollipop stick  
Decorations for the coat (e.g. felt tips, coloured or metallic card, sequins etc)

Instructions:

- 1) Print out this worksheet onto card
- 2) Decorate Joseph's coat
- 3) Colour Joseph in
- 4) Cut Joseph out. The bottom part of the base should be completely separated and affixed at right angles to the base using the slots
- 5) Stick the lollipop stick on Joseph's back
- 6) Cut out the coat
- 7) Bend back the small tabs on the coat and place it on Joseph

 [Download Craft Worksheet](#) 

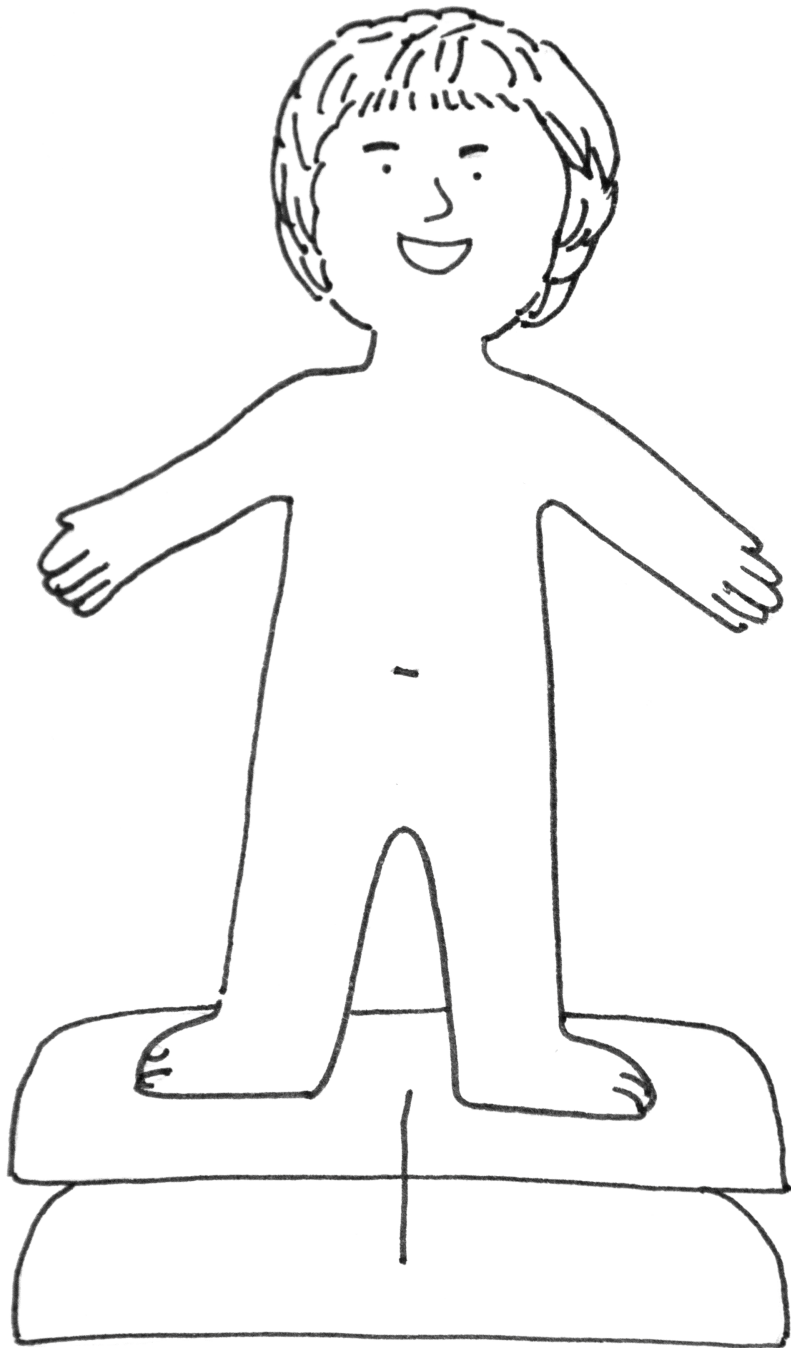
[Sunday School Resources](#)

[Live For Food](#)

[Blue Horizon](#)



# JOSEPH & HIS COAT OF MANY COLOURS



*You will need:*

*A sheet of thin card*

*Scissors*


*Glue stick*

*Used lollipop stick*

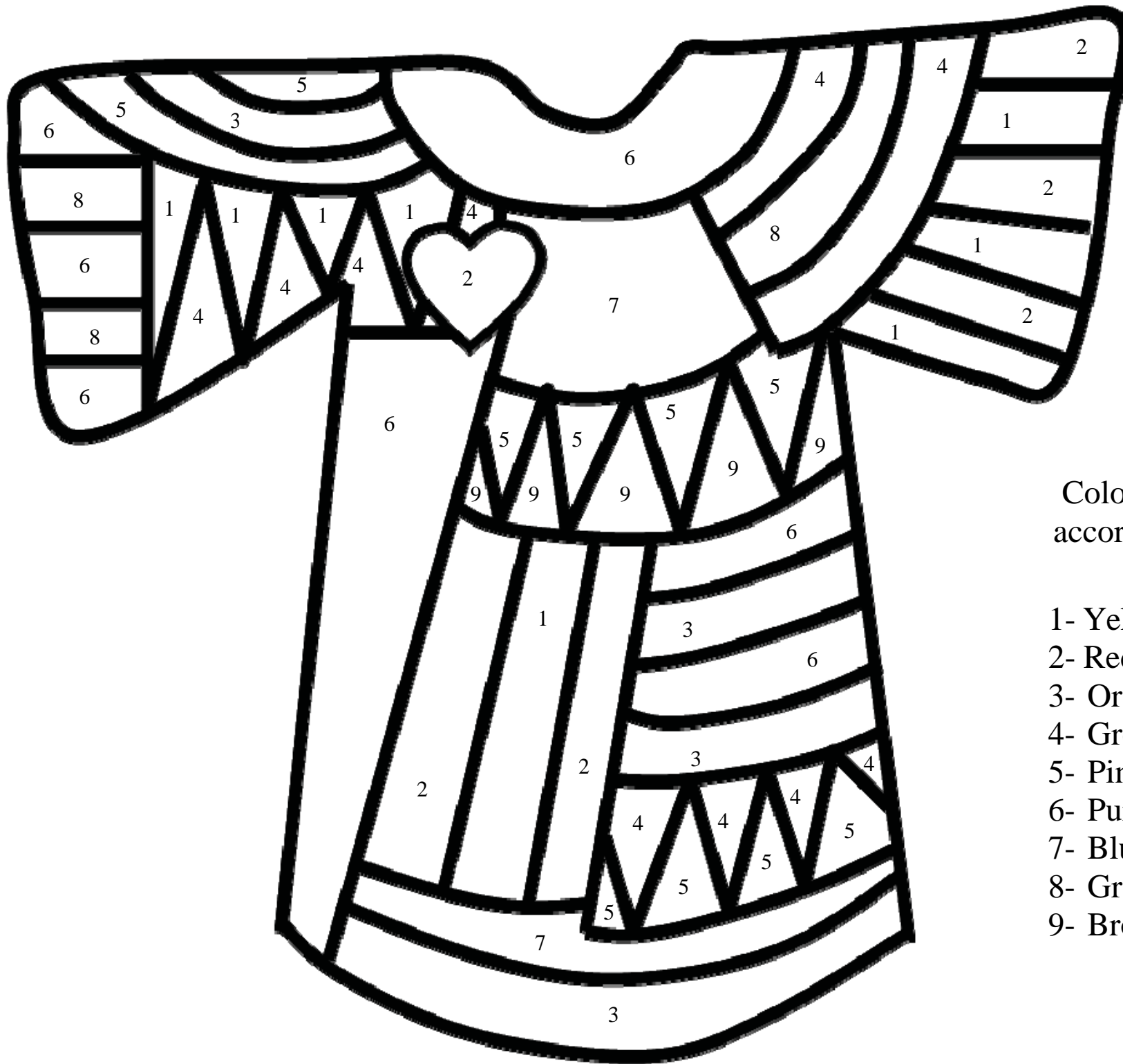
*Decorations for the coat (e.g. felt tips, coloured or metallic card, sequins etc)*

*Instructions:*

- 1) Print out this worksheet onto card*
- 2) Decorate Joseph's coat*
- 3) Colour Joseph in*
- 4) Cut Joseph out. The bottom part of the base should be completely separated and affixed at right angles to the base using the slots*
- 5) Stick the lollipop stick on Joseph's back*
- 6) Cut out the coat*
- 7) Bend back the small tabs on the coat and place it on Joseph*








Color in the picture according to the key.


- 1- Yellow
- 2- Red
- 3- Orange
- 4- Green
- 5- Pink
- 6- Purple
- 7- Blue
- 8- Gray
- 9- Brown



# Joseph goes to Egypt

Genesis  
37:25-36; 39

Draw the prison bars that kept Joseph inside.



## Memory Verse

"God was with him." (Acts 7:9).

